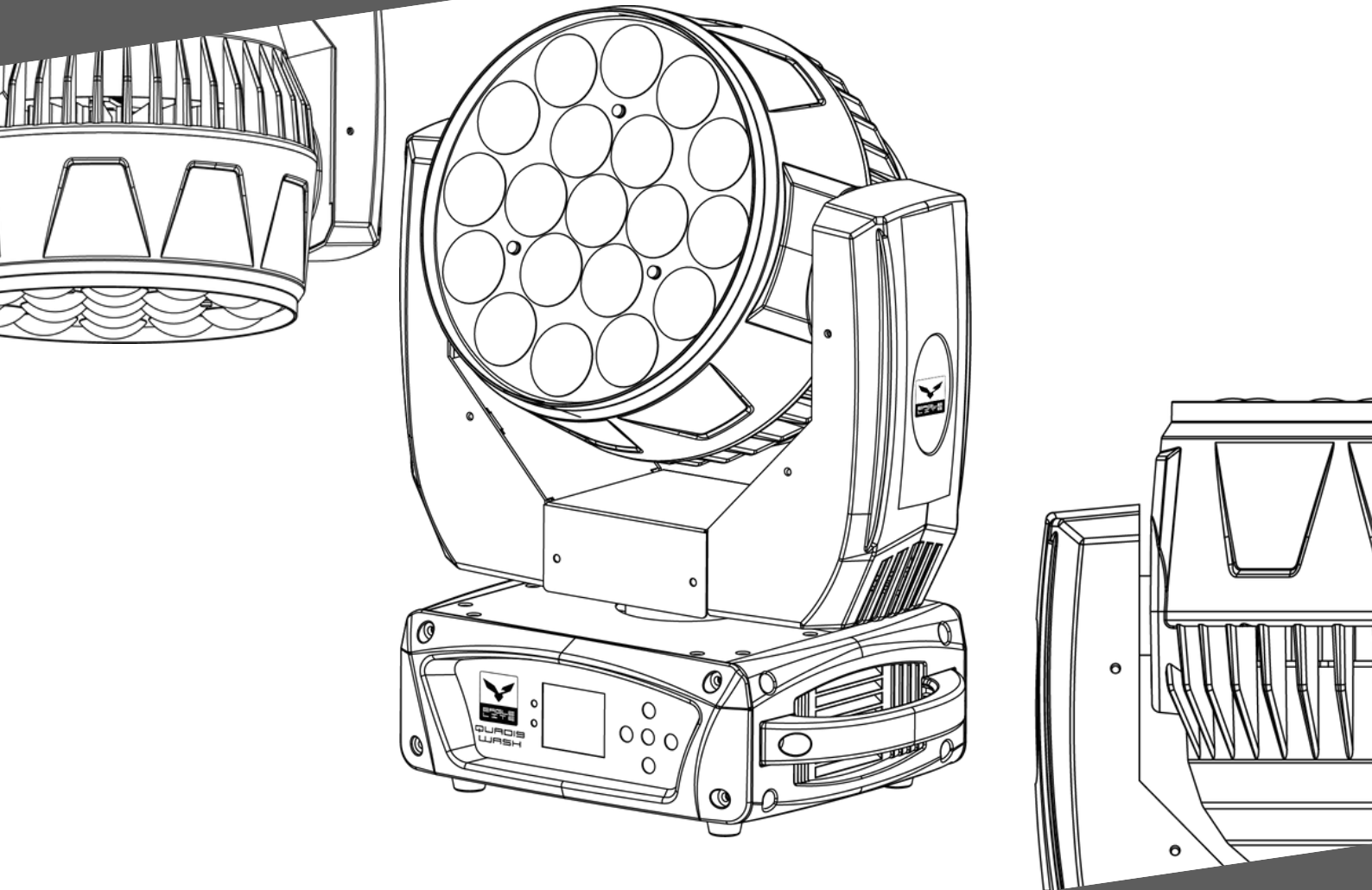


# QUADIS WASH MK2

19X15W RGBW LED WASH MOVINGHEAD  
MULTI PIXEL ZONES



[WWW.EAGLELITE.EU](http://WWW.EAGLELITE.EU)



[INFO@EAGLELITE.DK](mailto:INFO@EAGLELITE.DK)





QUAD19 WASH MK2  
19X15W RGBW  
LED WASH Movinghead  
EAN: 05744008180009  
Model ID: 160120

## Content

General Info about the product.....	2
Product features .....	2
What does the package contain?.....	2
General information before use .....	3
Safety instructions .....	4
Uses.....	4
Danger from electricity .....	4
Instructions for using the device.....	4
Cleaning and maintenance .....	5
Specific information's about the product.....	6
Rigging .....	7
DMX 512 setup guide.....	8
Power setup.....	9
Accessory .....	10
Description of the device .....	11
Front .....	11
Back.....	12
Physical size .....	13
Led Pixel Zones.....	14
Menu overview .....	15
Lux Measurements .....	17
Specifications .....	18
DMX CHART .....	20
Normal Mode 14CH & 25CH EXT .....	20
Full Mode 25ch .....	24
FULL + Backlight 33CH.....	26
Company info.....	31



QUAD19 WASH MK2  
19X15W RGBW  
LED WASH Movinghead  
EAN: 05744008180009  
Model ID: 160120

## General Info about the product

Thank you for purchasing our Eagle Lite QUAD19 WASH MK2. The manual below will review the product's features and functions.

### Product features

Eagle Lite QUAD19 WASH MK2 is entry level moving head that is ready for events, medium setups. QUAD19 WASH MK2 is made to be the perfect all-rounder, but without it being a fixture that weighs too much and is too big. Some of the important features with QUAD19 WASH MK2 are.

- 19 x 15W RGBW Main LED
- 30 x 0.5W Backlight
- Compact and lightweight design
- 16 bit dimmer 0-100%
- Zoom of 8-58°
- Low noise fan
- TRUE1 in/out
- 3 & 5-Pin DMX IN & OUT
- Can be updated over DMX.

### What does the package contain?

- 1x QUAD19 WASH MK2
- 1x PowerCON TRUE1 Cable
- 1x 3 Pin DMX cable
- 2x 1/4 Turn Omega brackets



QUAD19 WASH MK2  
19X15W RGBW  
LED WASH Movinghead  
EAN: 05744008180009  
Model ID: 160120

## General information before use



### **Accountability and attention are requested when using the device.**

With high-voltage electricity, there is a danger of shock when touching exposed wires.



### **Risk of eye damage**

Never look directly into the light source. Always wear protection if it is necessary to look directly into the light source.



### **Always check that you are using the product correctly!**

Correct voltage in relation to the specified specifications of the device or manual. Be sure that the device is always grounded. Never open the unit until power is taken off! Check periodically that the cord is not pinched or damaged of any kind. Always check the device and cord time to time. When replacing a fuse, it must be replaced with the same type and rating.



**For your own safety** and understanding of the device, we strongly recommend that the manual be read through before using the product. Always read warnings and recommendations before use.



**Warning:** Hot surface This symbol indicates that the device may become hot in certain places on the device. The device may become hot during use. Therefore, it is recommended to let the device cool for at least 10 minutes after use. In this way, injury is avoided and best cared for on the device.



### **Should only be operated by qualified persons.**

We strongly recommend that all persons who will be using the device do the following, read the manual before using the device, are qualified to use the device, and can rig equipment properly.



**T =45°C**

**For indoor use only:** The fixture must only be used indoors and in dry environments. It must also not be exposed to water or other liquids, as this is only IP20 rated.



QUAD19 WASH MK2  
19X15W RGBW  
LED WASH Movinghead  
EAN: 05744008180009  
Model ID: 160120

## Safety instructions

### Uses

- This device is an LED projector for creating decorative lighting effects. The device is designed for professional use in event technology, such as on stage. It is not suitable for household lighting.
- Use the device only in accordance with the instructions herein. Damage resulting from failure to comply with this manual will void the warranty! We accept no liability for any resulting damages.
- We accept no liability for material and personal damage caused by improper use or non-compliance with safety instructions. In such cases, the warranty/warranty will be void.
- Unauthorized modifications or modifications to the device are not permitted for safety reasons and void the warranty.

### Danger from electricity

- The unit is suitable for indoor use only.
- To reduce the risk of electric shock, do not open any electrical parts.
- The unit must only be opened in extreme emergencies in connection with the removal of external objects or repairs, always consult with a workshop in this area.
- Just connect the device to a properly installed outlet. The outlet must be protected by a circuit breaker (RCD). If the wire is equipped with a grounding switch, then it must be connected to an outlet with a protective ground. Never remove the protective grounding of the wire. Removing the ground wire may result in damage to the device and possibly injure the user.
- Never touch the device with wet or damp hands. There is a risk of potentially fatal electric shock.
- Unplug the device during a thunderstorm, when it will not be used for an extended period or before cleaning.

### Instructions for using the device.

- The specified working temperature of the device is 5 to +45°C. Do not operate the device outside this temperature range.
- The device can grow up to 65°C during use. Avoid contact with people and materials.
- The device should have at least 50 cm to the nearest surface.
- Do not use the device near flammable materials. Always place the device in a place where adequate air circulation is ensured. Leave 50 cm of free space around the device. Never cover the vents of the unit.
- Use the device only in a moderate climate, never use the device outside the specified working temperature.
- Do not look directly at the light source. People with photosensitive epilepsy may suffer from epilepsy attacks or incur other injuries.
- Make sure that the product is set up or installed safely and expertly and prevented from falling. Comply with the standards and regulations applicable in your country, especially EN 60598-2-17.
- Eagle Lite cannot be held liable for damage caused by incorrect installations or inadequate security.
- When using the unit overhead, the unit must always be secured with a safety weigher or safety net.
- Make sure the area below the installation site is blocked when rigging, derigging, or servicing the device.



QUAD19 WASH MK2  
19X15W RGBW  
LED WASH Movinghead  
EAN: 05744008180009  
Model ID: 160120

### Cleaning and maintenance

The outside of the device should be cleaned periodically to remove contaminants such as dust, etc. Especially the lens must be clean to ensure maximum light output. In addition, it is also recommended to check for other foreign objects in the device.

1. Disconnect the power and allow the device to cool down before cleaning.
2. Clean the surface with a soft, lint-free and damp cloth. Never use alcohol or solvents, as these can damage the surface. Make sure that no liquid can get into the device.
3. The device must be dry before the power is reconnected.

There are no repairable parts inside. Do not open the housing. Do not attempt to repair the device, as this may result in damage. Maintenance and service operations may only be carried out by authorized repairers. If you need spare parts, please use original parts. Should you have any further questions, please contact your dealer.

If the device contains foreign objects, it is strongly recommended to open the device.

If there is any doubt about the procedure, you should always contact your dealer or Eagle Lite.



QUAD19 WASH MK2  
19X15W RGBW  
LED WASH Movinghead  
EAN: 05744008180009  
Model ID: 160120

## Specific information's about the product

Unpack and check carefully for any transport damage before using the device. Keep the packaging or use custom flight cases for it.

To fully secure the product against vibration, dust and moisture during transportation or storage, it is recommended to use the original packaging or your own packaging material suitable for transportation and storage, respectively.



### **Warning of the risk of overheating.**

The distance between the Device and the illuminated surface must be more than 1.5 m (19.7 inches).

Adequate ventilation is very important.

The temperature around the device should never exceed 45 °C (113 °F).



### **When using stands, structures etc.**

When mounting the device on a tripod, ensure that the stand is in a secure and stable position and that the weight of the device does not exceed the maximum allowable load capacity of the stand.



### **Possible source of error for data errors**

To ensure flawless operation, use dedicated DMX cables and not regular XLR/microphone cables.

Never connect the DMX input or output to audio equipment such as mixers or amplifiers. As this can cause great damage!



### **Possible damage to the device associated with moisture.**

Moisture that can enter open (plugs and couplings) by DMX or power cables can cause short circuits. Therefore, it is very important that the lid is closed if the plug is not being used, and only use IP65 rated connectors Cables etc. Available as an accessory at ([www.eaglelite.dk](http://www.eaglelite.dk))



QUAD19 WASH MK2  
19X15W RGBW  
LED WASH Movinghead  
EAN: 05744008180009  
Model ID: 160120

## Rigging

Ensure the device is placed on a flat and stable surface. Do not attempt to position it on the ground with the Omega brackets installed.

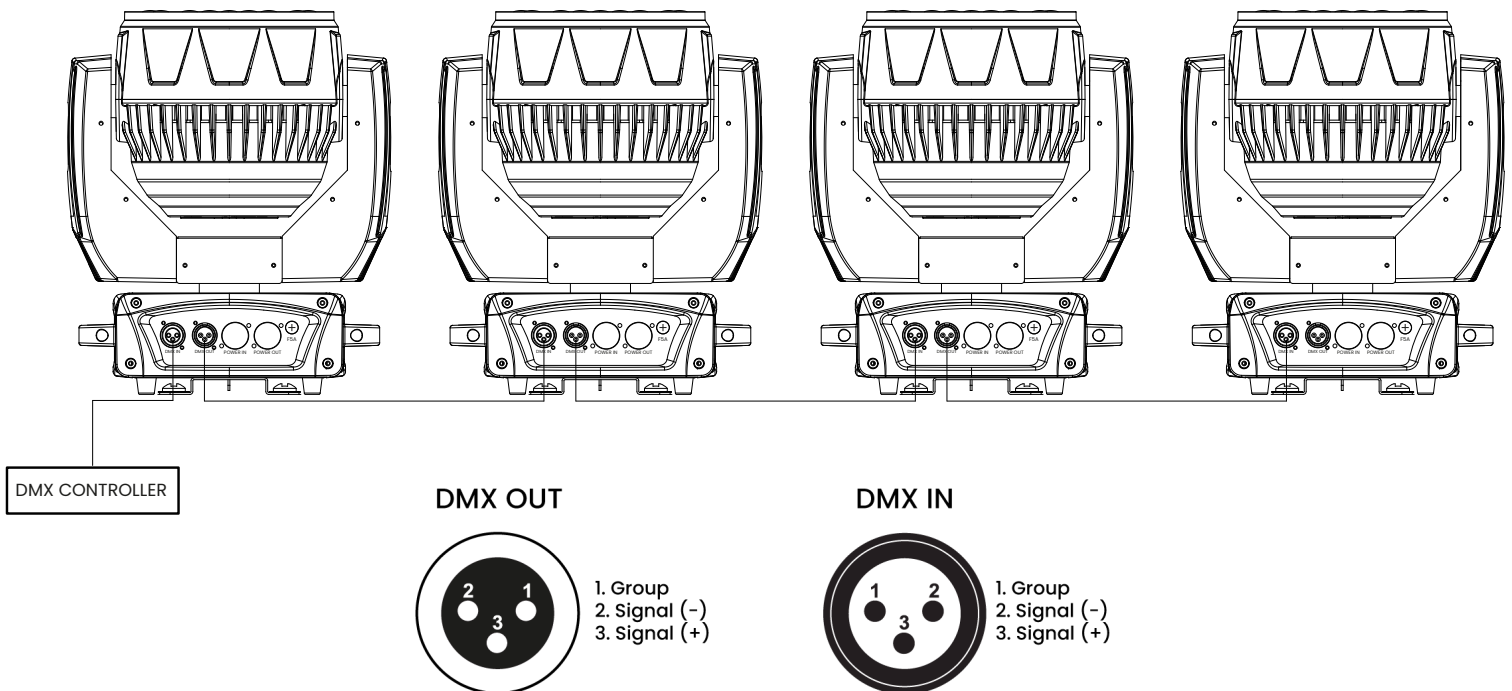
- Use the included Omega brackets (2) to secure the device to your rigging system.
- The hole in the Omega bracket is M10 in size.
- When mounting the device overhead, always use a safety wire. Attach the safety wire to the designated loop on the device.



QUAD19 WASH MK2  
19X15W RGBW  
LED WASH Movinghead  
EAN: 05744008180009  
Model ID: 160120

## DMX 512 setup guide

### Explanation of DMX/XLR Connections



If you use the DMX controller for this device, you can connect the DMX controller's DMX output directly to the DMX input on the first device in the DMX chain. If you want to connect DMX control with other XLR outputs, simply pull cables from the output on the device and thereby link further.

#### Series connection with DMX cables

Connect the DMX output of the first device in the DMX chain with the DMX input of the next device. Always connect an output with the input of the next device until all devices are connected.

#### DMX-512 setup with DMX Terminator:

For installations where the DMX cable needs to be pulled over a long distance or is in an area with a lot of electrical noise, such as a disco, larger productions, or other, it is recommended to use a DMX terminator. This helps prevent interference with the digital signal by electrical noise.

The DMX terminator is simply an XLR connector with a 120 ohm resistor connected between pins 2 and 3, which is then inserted into the XLR output of the last device in the chain.



QUAD19 WASH MK2  
19X15W RGBW  
LED WASH Movinghead  
EAN: 05744008180009  
Model ID: 160120

### Power setup

Proper current and voltage are very important for the proper functioning of the device. QUAD19 WASH MK2 run on 100 to 240 volt AC (+/- 10%, auto adjustment). The device includes an automatic power supply for adjusting voltage.

### Correct connection

Use the included power cable or one of the same rating. When using another cable, it is important that the following is observed.

Cable color	Connection explanation	International characters
Brown	Plus	L
Blue	Minus	N
Yellow/Green	Earth	

### Link options

QUAD19 WASH MK2 has built-in PowerCON TRUE1 OUT connectivity to daisy-chain subsequent devices. You can connect the power supply to multiple devices based on the voltages below:

Volt:	Number of devices
110-120V	6
208V	10
230-240V	11



QUAD19 WASH MK2  
19X15W RGBW  
LED WASH Movinghead  
EAN: 05744008180009  
Model ID: 160120

## Accessory

### Included

- 2X Omega 1/4 Turn Clamps
- 1x Truecon power cable

### Accessories that can be purchased

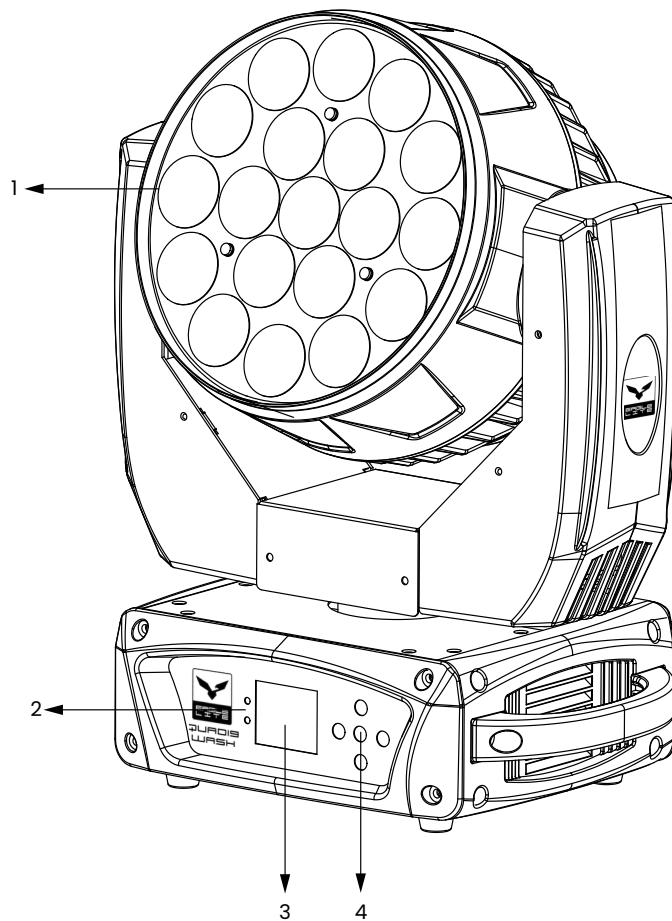
- Truecon combination cables, with DMX and power in one cable, are available in 3, 5 and 10 meters, other dimensions can be made on order.
- 2in1, 4in1, 6in1 Flight case with space for accessories in the middle.



QUAD19 WASH MK2  
19X15W RGBW  
LED WASH Movinghead  
EAN: 05744008180009  
Model ID: 160120

## Description of the device

Front

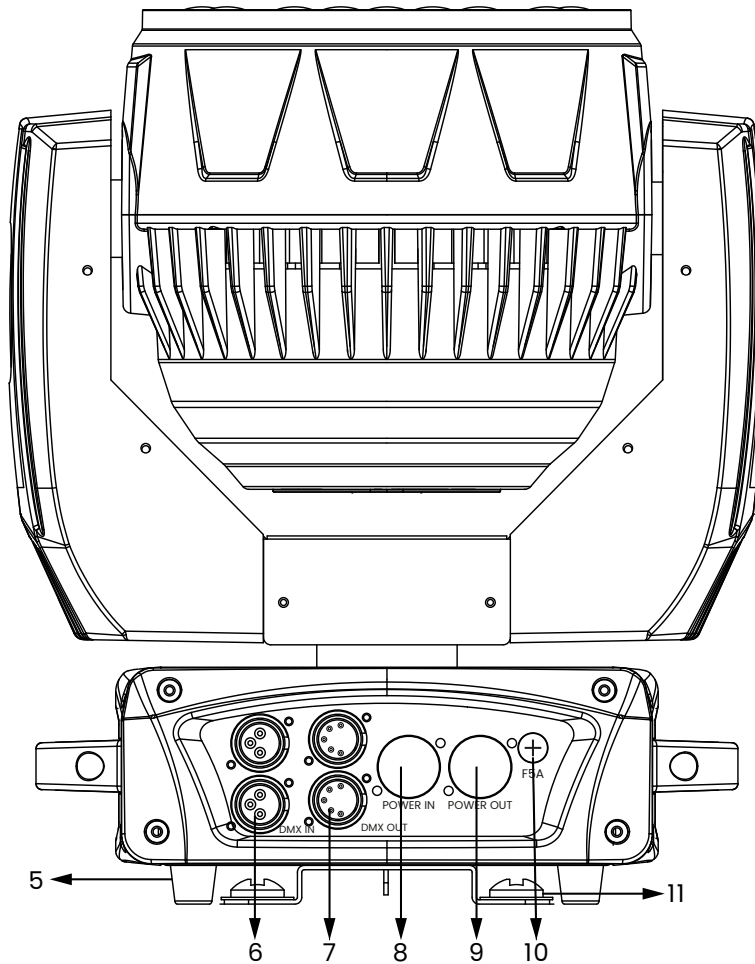


- |   |                   |
|---|-------------------|
| 1 | High Optic Lenses |
| 2 | Data LED's        |
| 3 | LCD Screen        |
| 4 | Control Buttons   |



QUAD19 WASH MK2  
19X15W RGBW  
LED WASH Movinghead  
EAN: 05744008180009  
Model ID: 160120

Back

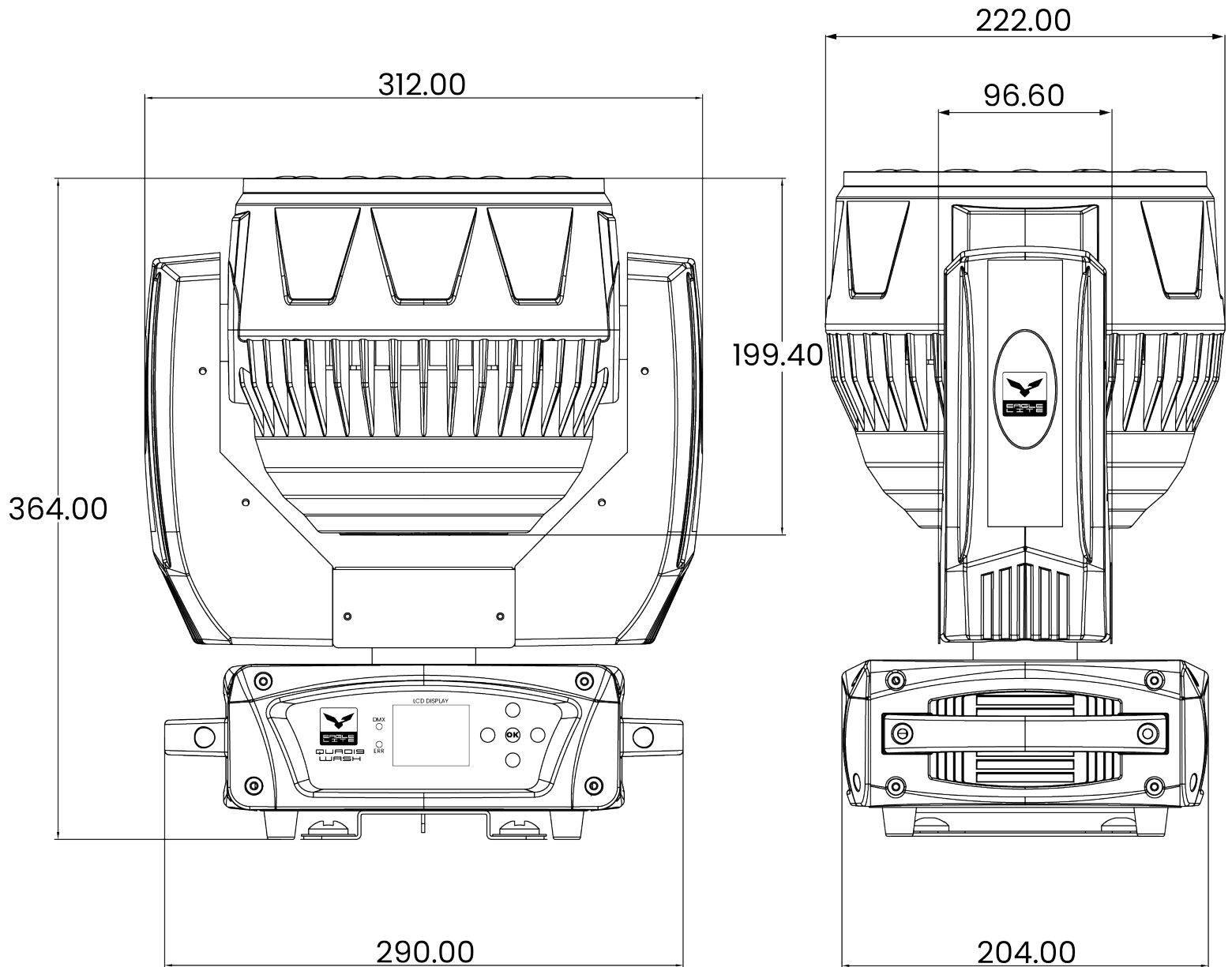


- |    |                      |
|----|----------------------|
| 5  | Rubber feets         |
| 6  | 3 Pin DMX IN/THRU    |
| 7  | 5 Pin DMX IN/THRU    |
| 8  | TRUE1 IN             |
| 9  | TRUE1 THRU/OUT       |
| 10 | FUZE F5A             |
| 11 | Omega Bracket mounts |



QUAD19 WASH MK2  
19X15W RGBW  
LED WASH Movinghead  
EAN: 05744008180009  
Model ID: 160120

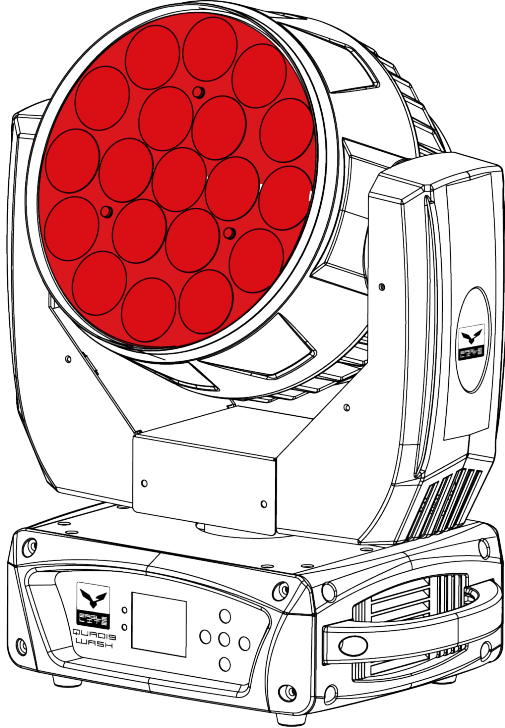
Physical size



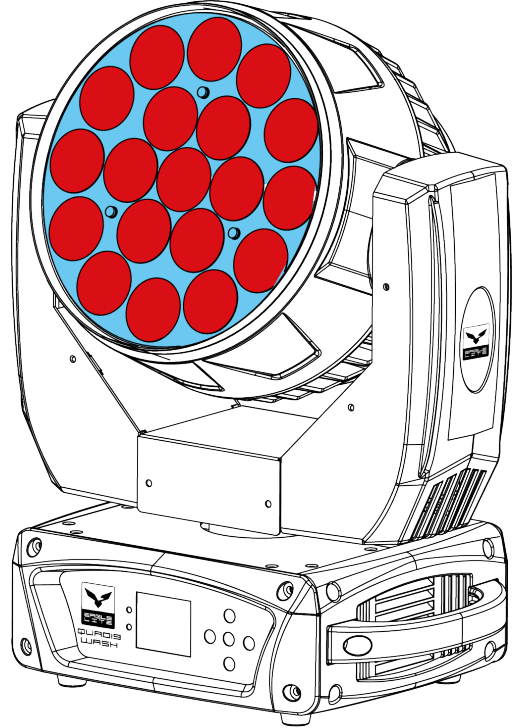


QUAD19 WASH MK2  
19X15W RGBW  
LED WASH Movinghead  
EAN: 05744008180009  
Model ID: 160120

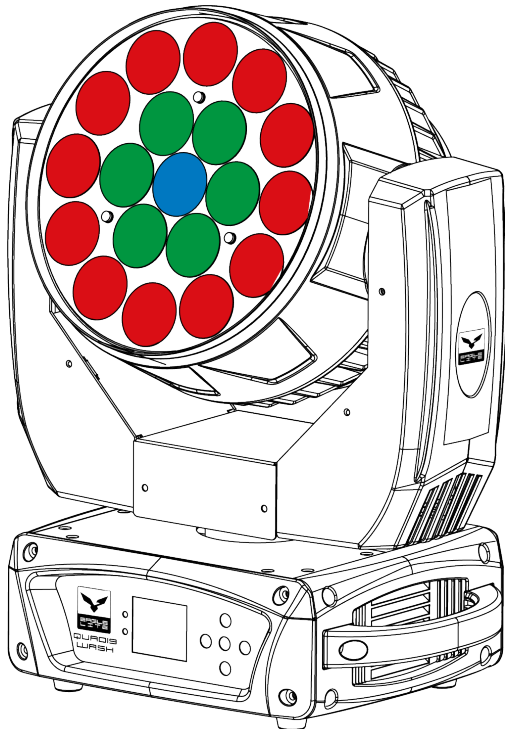
### Led Pixel Zones



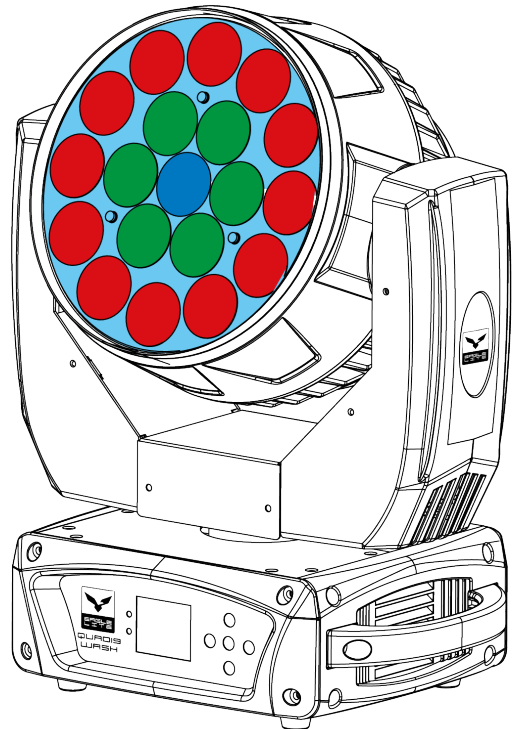
SIMPLE 14 CH



EXTEND 25.A CH



EXTEND 25.B CH



FULL 33 CH



QUAD19 WASH MK2  
 19X15W RGBW  
 LED WASH Movinghead  
 EAN: 05744008180009  
 Model ID: 160120

## Menu overview

Main menu	Parameter	Options/Value	Description
<b>DMX Settings</b>	Address	001-512	DMX Address
	Channel Settings	STD: 14CH	Simple mode 1 pixel zone
		EXT: 25CH	Extended mode 2 pixel zones
		FULL: 25CH	Extended mode 3 pixel zones
		FULL ALL: 33CH	Full Mode 4 pixel zones
<b>Run Mode</b>	DMX512		DMX Mode
	Slow		Auto Mode Slow
	Fast		Auto Mode Fast
	Sound		Sound Mode
	Manual		Manual Control
<b>Invert PAN/TILT</b>	Invert Pan	YES/NO	Invert Pan
	Invert Tilt	YES/NO	Invert Tilt
<b>Display Set</b>	Invert Word	YES/NO	Flip display
	English/Chinese	EN/CN	
	LCD Backlight On	YES/NO	Default YES /turns off automatic
<b>Manual Set</b>	PAN	0-255	
	Tilt	0-255	
	Pan/Tilt Speed	0-255	
	Zoom	0-255	
	Dimmer	0-255	Master Dimmer
	Strobe/Shutter	0-255	
	Dim_R	0-255	Main Led Red
	Dim_G	0-255	Main Led Green
	Dim_B	0-255	Main Led Blue
	Dim_W	0-255	Main Led White
	DimA_R	0-255	Background Led Red
	DimA_G	0-255	Background Led Green
	DimA_B	0-255	Background Led Blue
<b>Sound Sense</b>	Sound Sense	0-100%	Adjust microphone sensitivity for sound-activated modes
<b>System Set</b>	System Information		
	Default Settings	YES/NO	Reset to standard settings(press enter to activate)
	Code Settings		Code to enter Menu. 2x Down 2x Up
		Pan Fine (X)	0-255 (default 128)
		Tilt Fine (Y)	0-255 (default 128)
		Zoom Fine	0-255 (default 035)
		Red Fine	0-255 (default 240)
		Green Fine	0-255 (default 240)
		Blue Fine	0-255 (default 240)
		White Fine	0-255 (default 240)



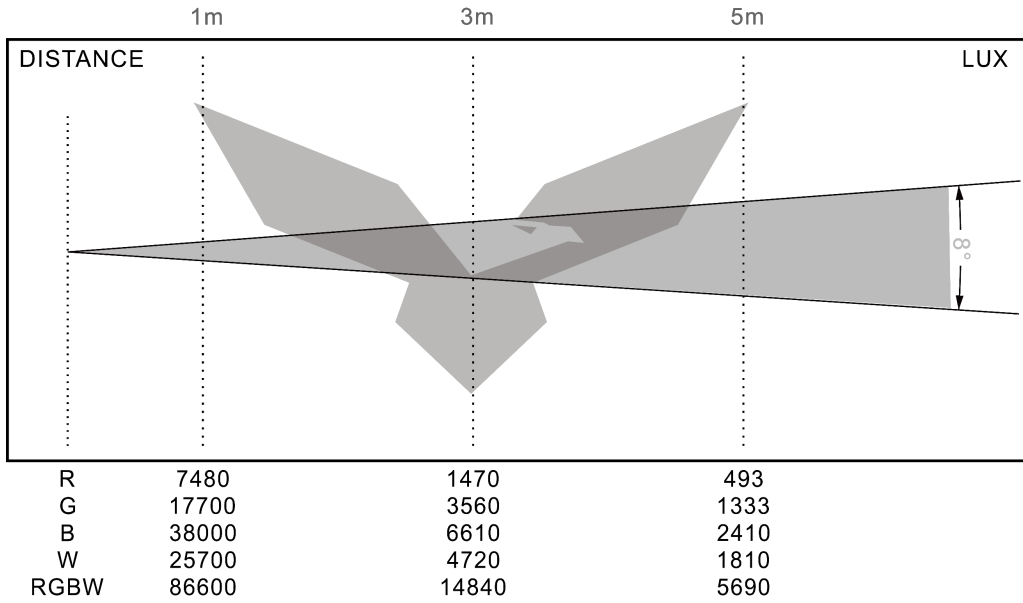
QUAD19 WASH MK2  
19X15W RGBW  
LED WASH Movinghead  
EAN: 05744008180009  
Model ID: 160120

		RED Back Fine	0-255 (default 240)
		Blue Back Fine	0-255 (default 240)
		Green Back Fine	0-255(default 240)
<b>Reset</b>	Reset Fixture	Yes	Soft Reset(press enter to confirm)

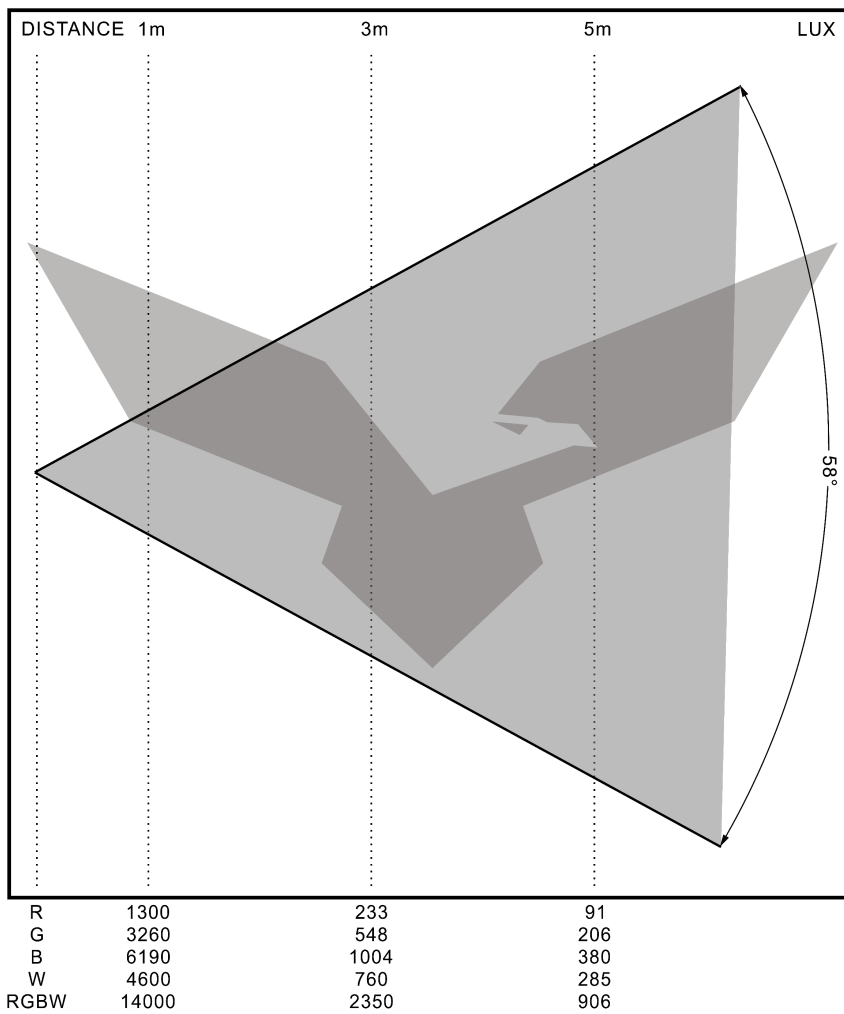


QUAD19 WASH MK2  
 19X15W RGBW  
 LED WASH Movinghead  
 EAN: 05744008180009  
 Model ID: 160120

Lux Measurements



ZOOM OUT 8°



ZOOM IN 58°



QUAD19 WASH MK2  
19X15W RGBW  
LED WASH Movinghead  
EAN: 05744008180009  
Model ID: 160120

## Specifications

Description	Data
<b>Main LED:</b>	19 × 15W RGBW LEDs (4-in-1)
<b>Background LEDs:</b>	30 × 0.5W RGB LEDs
<b>Source Life Expectancy:</b>	50,000 Hours
<b>Zoom:</b>	Motorized 8°–55°
<b>Dimming:</b>	16-Bit linear dimmer / 0-20 Hz
<b>Input Voltage:</b>	100-240V – 50/60Hz
<b>Max Power Consumption:</b>	285W / 1.23A @ 230V
<b>Power factor:</b>	>0.95
<b>Fuse:</b>	5 mm × 20 mm, 4 A, 250 V, fastacting
<b>Standby Power consumption:</b>	10.0W
<b>Thermal Protection:</b>	Integrated temperature protection
<b>Operating Temperature:</b>	-10°C to +50°C
<b>Protocols:</b>	DMX512 & RDM
<b>DMX channels:</b>	14 / 25 / 25 / 33 ch
<b>User Interface:</b>	LCD display with menu buttons
<b>LED Color Calibration:</b>	Yes
<b>Standalone Operation:</b>	Built in Auto, Sound modes & Manual



QUAD19 WASH MK2  
19X15W RGBW  
LED WASH Movinghead  
EAN: 05744008180009  
Model ID: 160120

<b>Tilt:</b>	16-Bit Tilt with Auto Correction 270°
<b>PAN:</b>	16-Bit Pan with Auto Correction 540°
<b>Movement Resolution:</b>	16-bit pan & tilt
<b>Ingress Protection Rating:</b>	IP20, Indoor/dry
<b>Cooling:</b>	Lownoise Fans
<b>Mounting Options:</b>	Truss or floor mounting / 2x Omega Brackets
<b>Signal connection:</b>	3 & 5-Pin XLR IN/THRU
<b>Power connection:</b>	True1 IN/THRU
<b>Color:</b>	Black / White(optional)
<b>Housing:</b>	Metal/Plastic
<b>Size:</b>	Depth: 222mm
	Width: 312mm
	Height: 364mm
<b>Weight:</b>	8,0KG



QUAD19 WASH MK2  
 19X15W RGBW  
 LED WASH Movinghead  
 EAN: 05744008180009  
 Model ID: 160120

## DMX CHART

Normal Mode 14CH & 25CH EXT

Normal Mode (14ch)	Function	DMX Value	Description
1	Shutter	0-19	Shutter Closed
		20-24	Shutter Open
		25-64	Strobe 1: (fast->slow)
		65-69	Shutter Open
		70-84	Strobe 2: Opening Pulse (Fast -> Slow)
		85-89	Shutter Open
		90-104	Strobe 3: Closing pulse (fast->slow)
		105-109	Shutter Open
		110-124	Strobe 4: Random Strobe
		125-129	Shutter Open
		130-144	Strobe 5: Random opening (fast->slow)
		145-149	Shutter open
		150-164	Strobe 6: Random closing pulse (fast->slow)
		165-169	Shutter open
		170-184	Strobe 7: burst pulse (fast->slow)
		185-189	Shutter open
		190-204	Strobe 8: random burst pulse (fast->slow)
		205-209	Shutter open
		210-224	Strobe 9: sine wawe (fast->slow)
		225-229	Shutter open
230-244	Strobe 10: burst		
245-255	Shutter open		
2	Dimmer Main	0-255	0-100%
3	Zoom	0-255	Wide->Narrow
4	Pan	0-255	0°-540°
5	pFine	0-255	Pan fine adjustment
6	Tilt	0-255	0°-270°
7	tFine	0-255	Tilt fine adjustment
8	Function	0-9	No Function
		10-14	Reset
		15-39	No Function
		40-44	Pan/Tilt speed normal
		45-49	Pan/Tilt speed Fast
		50-54	Pan/Tilt speed Slow
		55-89	No Function
		90-94	Color Calib on
		95-99	No Function
		100-104	Color Calib off
		105-249	No Function
		250-255	Illuminate display



QUAD19 WASH MK2  
 19X15W RGBW  
 LED WASH Movinghead  
 EAN: 05744008180009  
 Model ID: 160120

9	Color macro	0-9	Open RGBW enabled
		10-14	LEE 790 - Moroccan pink
		15-19	LEE 157 – Pink
		20-24	LEE 332 - Special rose pink
		25-29	LEE 328 - Follies pink
		30-34	LEE 345 - Fuchsia pink
		35-39	LEE 194 - Surprise pink
		40-44	LEE 181 - Congo Blue
		45-49	LEE 071 - Tokyo Blue
		50-54	LEE 120 - Deep Blue
		55-59	LEE 079 - Just Blue
		60-64	LEE 132 - Medium Blue
		65-69	LEE 200 - Double CT Blue
		70-74	LEE 161 - Slate Blue
		75-79	LEE 201 - Full CT Blue
		80-84	LEE 202 - Half CT Blue
		85-89	LEE 117 - Steel Blue
		90-94	LEE 353 - Lighter Blue
		95-99	LEE 118 - Light Blue
		100-104	LEE 116 - Medium Blue Green
		105-109	LEE 124 - Dark Green
		110-114	LEE 139 - Primary Green
		115-119	LEE 089 - Moss Green
		120-124	LEE 122 - Fern Green
		125-129	LEE 738 - JAS Green
		130-134	LEE 088 - Lime Green
		135-139	LEE 100 - Spring Yellow
		140-144	LEE 104 - Deep Amber
		145-149	LEE 179 - Chrome Orange
		150-154	LEE 105 – Orange
		155-159	LEE 021 - Gold Amber
		160-164	LEE 778 - Millennium Gold
		165-169	LEE 135 - Deep Golden Amber
170-174	LEE 164 - Flame Red		
175-179	Open		
180-201	Color rotation CL (Fast->Slow)		
202-207	Stop		
208-229	CCL (Slow->fast)		
230-234	Open		
235-239	Fast		
240-244	Medium		
245-249	Slow		
250-255	Open		
10	RED	0-255	Red Dimmer (0-100%)
11	GREEN	0-255	Green Dimmer (0-100%)
12	BLUE	0-255	Blue Dimmer (0-100%)



QUAD19 WASH MK2  
 19X15W RGBW  
 LED WASH Movinghead  
 EAN: 05744008180009  
 Model ID: 160120

13	WHITE	0-255	White Dimmer (0-100%)
14	CTC	0-19	CTC disabled
		20-255	CTC 10.000K → 2500K
EXT. 25CH			
15	Pre-Program 1	0-255	Effect selection (FX1)
16	Speed for PREP1 (CH15)	0-255	Speed for PREP1 (0-100%)
17	Pre-program 1,2	181-244	Effect selection (FX2)
18	Speed for PREP1,2 (CH17)	245-255	Speed for PREP1,2 (0-100%)
19	Sync settings of FX	0-49	No Sync
		50	Sync
		51-169	Sync Shift
		170-209	Sync Random
		210-255	No Sync Random
20	Backlight Shutter	0-19	Shutter Closed
		20-24	Shutter Open
		25-64	Strobe 1: (fast->slow)
		65-69	Shutter Open
		70-84	Strobe 2: Opening Pulse (Fast -> Slow)
		85-89	Shutter Open
		90-104	Strobe 3: Closing pulse (fast->slow)
		105-109	Shutter Open
		110-124	Strobe 4: Random Strobe
		125-129	Shutter Open
		130-144	Strobe 5: Random opening (fast->slow)
		145-149	Shutter open
		150-164	Strobe 6: Random closing pulse (fast->slow)
		165-169	Shutter open
		170-184	Strobe 7: burst pulse (fast->slow)
		185-189	Shutter open
		190-204	Strobe 8: random burst pulse (fast->slow)
		205-209	Shutter open
		210-224	Strobe 9: sine wave (fast->slow)
		225-229	Shutter open
230-244	Strobe 10: burst		
245-255	Shutter open		
21	Backlight Dimmer	0-255	0-100%
22	BACKLIGHT Color macro	0-9	Open RGBW enabled
		10-14	LEE 790 - Moroccan pink
		15-19	LEE 157 – Pink
		20-24	LEE 332 - Special rose pink
		25-29	LEE 328 - Follies pink
		30-34	LEE 345 - Fuchsia pink
		35-39	LEE 194 - Surprise pink



QUAD19 WASH MK2  
 19X15W RGBW  
 LED WASH Movinghead  
 EAN: 05744008180009  
 Model ID: 160120

		40-44	LEE 181 - Congo Blue
		45-49	LEE 071 - Tokyo Blue
		50-54	LEE 120 - Deep Blue
		55-59	LEE 079 - Just Blue
		60-64	LEE 132 - Medium Blue
		65-69	LEE 200 - Double CT Blue
		70-74	LEE 161 - Slate Blue
		75-79	LEE 201 - Full CT Blue
		80-84	LEE 202 - Half CT Blue
		85-89	LEE 117 - Steel Blue
		90-94	LEE 353 - Lighter Blue
		95-99	LEE 118 - Light Blue
		100-104	LEE 116 - Medium Blue Green
		105-109	LEE 124 - Dark Green
		110-114	LEE 139 - Primary Green
		115-119	LEE 089 - Moss Green
		120-124	LEE 122 - Fern Green
		125-129	LEE 738 - JAS Green
		130-134	LEE 088 - Lime Green
		135-139	LEE 100 - Spring Yellow
		140-144	LEE 104 - Deep Amber
		145-149	LEE 179 - Chrome Orange
		150-154	LEE 105 - Orange
		155-159	LEE 021 - Gold Amber
		160-164	LEE 778 - Millennium Gold
		165-169	LEE 135 - Deep Golden Amber
		170-174	LEE 164 - Flame Red
		175-179	Open
		180-201	Color rotation CL (Fast->Slow)
		202-207	Stop
		208-229	CCL (Slow->fast)
		230-234	Open
		235-239	Fast
		240-244	Medium
		245-249	Slow
		250-255	Open
<b>23</b>	<b>BACKLIGHT RED</b>	0-255	Red dimmer (0-100%)
<b>24</b>	<b>BACKLIGHT GREEN</b>	0-255	Green dimmer (0-100%)
<b>25</b>	<b>BACKLIGHT BLUE</b>	0-255	Blue dimmer (0-100%)



QUAD19 WASH MK2  
 19X15W RGBW  
 LED WASH Movinghead  
 EAN: 05744008180009  
 Model ID: 160120

Full Mode 25ch

FULL (25ch)	Function	DMX Value	Description
1	Shutter	0-19	Shutter Closed
		20-24	Shutter Open
		25-64	Strobe 1: (fast->slow)
		65-69	Shutter Open
		70-84	Strobe 2: Opening Pulse (Fast -> Slow)
		85-89	Shutter Open
		90-104	Strobe 3: Closing pulse (fast->slow)
		105-109	Shutter Open
		110-124	Strobe 4: Random Strobe
		125-129	Shutter Open
		130-144	Strobe 5: Random opening (fast->slow)
		145-149	Shutter open
		150-164	Strobe 6: Random closing pulse (fast->slow)
		165-169	Shutter open
		170-184	Strobe 7: burst pulse (fast->slow)
		185-189	Shutter open
		190-204	Strobe 8: random burst pulse (fast->slow)
		205-209	Shutter open
		210-224	Strobe 9: sine wawe (fast->slow)
		225-229	Shutter open
230-244	Strobe 10: burst		
245-255	Shutter open		
2	Dimmer Main	0-255	0-100%
3	Zoom	0-255	Wide->Narrov
4	Pan	0-255	0°-540°
5	pFine	0-255	Pan fine adjustment
6	Tilt	0-255	0°-240°
7	tFine	0-255	Tilt fine adjustment
8	Function	0-9	No Function
		10-14	Reset
		15-39	No Function
		40-44	Pan/Tilt speed normal
		45-49	Pan/Tilt speed Fast
		50-54	Pan/Tilt speed Slow
		55-89	No Function
		90-94	Color Calib on
		95-99	No Function
		100-104	Color Calib off
		105-249	No Function
		250-255	Illuminate display
		9	Color macro
10-14	LEE 790 - Moroccan pink		
15-19	LEE 157 – Pink		



QUAD19 WASH MK2  
 19X15W RGBW  
 LED WASH Movinghead  
 EAN: 05744008180009  
 Model ID: 160120

		20-24	LEE 332 - Special rose pink
		25-29	LEE 328 - Follies pink
		30-34	LEE 345 - Fuchsia pink
		35-39	LEE 194 - Surprise pink
		40-44	LEE 181 - Congo Blue
		45-49	LEE 071 - Tokyo Blue
		50-54	LEE 120 - Deep Blue
		55-59	LEE 079 - Just Blue
		60-64	LEE 132 - Medium Blue
		65-69	LEE 200 - Double CT Blue
		70-74	LEE 161 - Slate Blue
		75-79	LEE 201 - Full CT Blue
		80-84	LEE 202 - Half CT Blue
		85-89	LEE 117 - Steel Blue
		90-94	LEE 353 - Lighter Blue
		95-99	LEE 118 - Light Blue
		100-104	LEE 116 - Medium Blue Green
		105-109	LEE 124 - Dark Green
		110-114	LEE 139 - Primary Green
		115-119	LEE 089 - Moss Green
		120-124	LEE 122 - Fern Green
		125-129	LEE 738 - JAS Green
		130-134	LEE 088 - Lime Green
		135-139	LEE 100 - Spring Yellow
		140-144	LEE 104 - Deep Amber
		145-149	LEE 179 - Chrome Orange
		150-154	LEE 105 - Orange
		155-159	LEE 021 - Gold Amber
		160-164	LEE 778 - Millennium Gold
		165-169	LEE 135 - Deep Golden Amber
		170-174	LEE 164 - Flame Red
		175-179	Open
		180-201	Color rotation CL (Fast->Slow)
		202-207	Stop
		208-229	CCL (Slow->fast)
		230-234	Open
		235-239	Fast
		240-244	Medium
		245-249	Slow
		250-255	Open
<b>10</b>	<b>RED 1</b>	0-255	Red 1 Dimmer (0-100%)
<b>11</b>	<b>GREEN 1</b>	0-255	Green 1 Dimmer (0-100%)
<b>12</b>	<b>BLUE 1</b>	0-255	Blue 1 Dimmer (0-100%)
<b>13</b>	<b>WHITE 1</b>	0-255	White 1 Dimmer (0-100%)
<b>14</b>	<b>RED 2</b>	0-255	Red 2 Dimmer (0-100%)
<b>15</b>	<b>GREEN 2</b>	0-255	Green 2 Dimmer (0-100%)



QUAD19 WASH MK2  
 19X15W RGBW  
 LED WASH Movinghead  
 EAN: 05744008180009  
 Model ID: 160120

16	BLUE 2	0-255	Blue 2 Dimmer (0-100%)
17	WHITE 2	0-255	White 2 Dimmer (0-100%)
18	RED 3	0-255	Red 3 Dimmer (0-100%)
19	GREEN 3	0-255	Green 3 Dimmer (0-100%)
20	BLUE 3	0-255	Blue 3 Dimmer (0-100%)
21	WHITE 3	0-255	White 3 Dimmer (0-100%)
22	CTC	0-19	CTC disabled
		20-255	CTC 10.000K → 2500K
23	BACKLIGHT RED	0-255	Red dimmer (0-100%)
24	BACKLIGHT GREEN	0-255	Green dimmer (0-100%)
25	BACKLIGHT BLUE	0-255	Blue dimmer (0-100%)

### FULL + Backlight 33CH

FULL + BACKLIGHT (33ch)		Function	DMX Value	Description
1	Shutter		0-19	Shutter Closed
			20-24	Shutter Open
			25-64	Strobe 1: (fast->slow)
			65-69	Shutter Open
			70-84	Strobe 2: Opening Pulse (Fast -> Slow)
			85-89	Shutter Open
			90-104	Strobe 3: Closing pulse (fast->slow)
			105-109	Shutter Open
			110-124	Strobe 4: Random Strobe
			125-129	Shutter Open
			130-144	Strobe 5: Random opening (fast->slow)
			145-149	Shutter open
			150-164	Strobe 6: Random closing pulse (fast->slow)
			165-169	Shutter open
			170-184	Strobe 7: burst pulse (fast->slow)
			185-189	Shutter open
			190-204	Strobe 8: random burst pulse (fast->slow)
			205-209	Shutter open
			210-224	Strobe 9: sine wave (fast->slow)
			225-229	Shutter open
	230-244	Strobe 10: burst		
	245-255	Shutter open		
2	Dimmer Main	0-255	0-100%	
3	Zoom	0-255	Wide->Narrow	
4	Pan	0-255	0°-540°	
5	pFine	0-255	Pan fine adjustment	
6	Tilt	0-255	0°-240°	
7	tFine	0-255	Tilt fine adjustment	
		0-9	No function	



QUAD19 WASH MK2  
 19X15W RGBW  
 LED WASH Movinghead  
 EAN: 05744008180009  
 Model ID: 160120

8	Function	10-14	Reset
		15-39	No Function
		40-44	Pan/Tilt speed normal
		45-49	Pan/Tilt speed Fast
		50-54	Pan/Tilt speed Slow
		55-89	No Function
		90-94	Color Calib on
		95-99	No Function
		100-104	Color Calib off
		105-249	No Function
		250-255	Illuminate display
9	Color macro	0-9	Open RGBW enabled
		10-14	LEE 790 - Moroccan pink
		15-19	LEE 157 – Pink
		20-24	LEE 332 - Special rose pink
		25-29	LEE 328 - Follies pink
		30-34	LEE 345 - Fuchsia pink
		35-39	LEE 194 - Surprise pink
		40-44	LEE 181 - Congo Blue
		45-49	LEE 071 - Tokyo Blue
		50-54	LEE 120 - Deep Blue
		55-59	LEE 079 - Just Blue
		60-64	LEE 132 - Medium Blue
		65-69	LEE 200 - Double CT Blue
		70-74	LEE 161 - Slate Blue
		75-79	LEE 201 - Full CT Blue
		80-84	LEE 202 - Half CT Blue
		85-89	LEE 117 - Steel Blue
		90-94	LEE 353 - Lighter Blue
		95-99	LEE 118 - Light Blue
		100-104	LEE 116 - Medium Blue Green
		105-109	LEE 124 - Dark Green
		110-114	LEE 139 - Primary Green
		115-119	LEE 089 - Moss Green
		120-124	LEE 122 - Fern Green
		125-129	LEE 738 - JAS Green
		130-134	LEE 088 - Lime Green
		135-139	LEE 100 - Spring Yellow
		140-144	LEE 104 - Deep Amber
		145-149	LEE 179 - Chrome Orange
		150-154	LEE 105 – Orange
		155-159	LEE 021 - Gold Amber
		160-164	LEE 778 - Millennium Gold
		165-169	LEE 135 - Deep Golden Amber
		170-174	LEE 164 - Flame Red
		175-179	Open



QUAD19 WASH MK2  
 19X15W RGBW  
 LED WASH Movinghead  
 EAN: 05744008180009  
 Model ID: 160120

		180-201	Color rotation CL (Fast->Slow)
		202-207	Stop
		208-229	CCL (Slow->fast)
		230-234	Open
		235-239	Fast
		240-244	Medium
		245-249	Slow
		250-255	Open
10	RED 1	0-255	Red 1 Dimmer (0-100%)
11	GREEN 1	0-255	Green 1 Dimmer (0-100%)
12	BLUE 1	0-255	Blue 1 Dimmer (0-100%)
13	WHITE 1	0-255	White 1 Dimmer (0-100%)
14	RED 2	0-255	Red 2 Dimmer (0-100%)
15	GREEN 2	0-255	Green 2 Dimmer (0-100%)
16	BLUE 2	0-255	Blue 2 Dimmer (0-100%)
17	WHITE 2	0-255	White 2 Dimmer (0-100%)
18	RED 3	0-255	Red 3 Dimmer (0-100%)
19	GREEN 3	0-255	Green 3 Dimmer (0-100%)
20	BLUE 3	0-255	Blue 3 Dimmer (0-100%)
21	WHITE 3	0-255	White 3 Dimmer (0-100%)
22	CTC	0-19	CTC disabled
		20-255	CTC 10.000K → 2500K
23	Effect 1	0-255	FX1 Pre programmed effect 1
24	Effect 1 Speed	0-255	Slow to Fast
25	Effect 2	0-255	FX2 Pre programmed effect 2
26	Effect 2 Speed	0-255	Slow to Fast
27	Sync settings of FX	0-49	No Sync
		50	Sync
		51-169	Sync Shift
		170-209	Sync Random
		210-255	No Sync Random
28	Backlight Shutter	0-19	Shutter Closed
		20-24	Shutter Open
		25-64	Strobe 1: (fast->slow)
		65-69	Shutter Open
		70-84	Strobe 2: Opening Pulse (Fast -> Slow)
		85-89	Shutter Open
		90-104	Strobe 3: Closing pulse (fast->slow)
		105-109	Shutter Open
		110-124	Strobe 4: Random Strobe
		125-129	Shutter Open
		130-144	Strobe 5: Random opening (fast->slow)
		145-149	Shutter open
		150-164	Strobe 6: Random closing pulse (fast->slow)
		165-169	Shutter open
		170-184	Strobe 7: burst pulse (fast->slow)



QUAD19 WASH MK2  
 19X15W RGBW  
 LED WASH Movinghead  
 EAN: 05744008180009  
 Model ID: 160120

		185-189	Shutter open
		190-204	Strobe 8: random burst pulse (fast->slow)
		205-209	Shutter open
		210-224	Strobe 9: sine wave (fast->slow)
		225-229	Shutter open
		230-244	Strobe 10: burst
		245-255	Shutter open
<b>29</b>	Backlight Dimmer	0-255	0-100%
<b>30</b>	BACKLIGHT Color macro	0-9	Open RGBW enabled
		10-14	LEE 790 - Moroccan pink
		15-19	LEE 157 – Pink
		20-24	LEE 332 - Special rose pink
		25-29	LEE 328 - Follies pink
		30-34	LEE 345 - Fuchsia pink
		35-39	LEE 194 - Surprise pink
		40-44	LEE 181 - Congo Blue
		45-49	LEE 071 - Tokyo Blue
		50-54	LEE 120 - Deep Blue
		55-59	LEE 079 - Just Blue
		60-64	LEE 132 - Medium Blue
		65-69	LEE 200 - Double CT Blue
		70-74	LEE 161 - Slate Blue
		75-79	LEE 201 - Full CT Blue
		80-84	LEE 202 - Half CT Blue
		85-89	LEE 117 - Steel Blue
		90-94	LEE 353 - Lighter Blue
		95-99	LEE 118 - Light Blue
		100-104	LEE 116 - Medium Blue Green
		105-109	LEE 124 - Dark Green
		110-114	LEE 139 - Primary Green
		115-119	LEE 089 - Moss Green
		120-124	LEE 122 - Fern Green
		125-129	LEE 738 - JAS Green
		130-134	LEE 088 - Lime Green
		135-139	LEE 100 - Spring Yellow
		140-144	LEE 104 - Deep Amber
		145-149	LEE 179 - Chrome Orange
		150-154	LEE 105 – Orange
		155-159	LEE 021 - Gold Amber
		160-164	LEE 778 - Millennium Gold
		165-169	LEE 135 - Deep Golden Amber
170-174	LEE 164 - Flame Red		
175-179	Open		
180-201	Color rotation CL (Fast->Slow)		
202-207	Stop		
208-229	CCL (Slow->fast)		



QUAD19 WASH MK2  
19X15W RGBW  
LED WASH Movinghead  
EAN: 05744008180009  
Model ID: 160120

		230-234	Open
		235-239	Fast
		240-244	Medium
		245-249	Slow
		250-255	Open
<b>31</b>	BACKLIGHT RED	0-255	Red dimmer (0-100%)
<b>32</b>	BACKLIGHT GREEN	0-255	Green dimmer (0-100%)
<b>33</b>	BACKLIGHT BLUE	0-255	Blue dimmer (0-100%)




QUAD19 WASH MK2  
19X15W RGBW  
LED WASH Movinghead  
EAN: 05744008180009  
Model ID: 160120

## Company info

Mail: [info@eaglelite.dk](mailto:info@eaglelite.dk)  
TEL.: 0045 75 75 75 83

WEB: <https://eaglelite.eu/>

Company: Eagle Lite  
VAT ID: DK39524627  
Address: Bødkervej 9B, Port E  
Post code: 4300  
City: Holbæk  
Country: Denmark



UK CA CE